

## SERVICE HINTS

### R 4(A) RADIO AND PLAYER OR STEREO POWER AMPLIFIER

(A)3-GROUND: APPROX. 12 VOLTS WITH IGNITION SW AT ON OR ACC POSITION

(A)4-GROUND: ALWAYS APPROX. 12 VOLTS

(A)7-GROUND: ALWAYS CONTINUOUS

## ○ : PARTS LOCATION

CODE		SEE PAGE	CODE	SEE PAGE	CODE	SEE PAGE
R 4	A	28	S 6	28	S 10	29
R 5	B	28	S 8	29	S 11	29
S 5		28	S 9	29		

## ○ : RELAY BLOCKS

CODE	SEE PAGE	RELAY BLOCKS (RELAY BLOCK LOCATION)
2	22	R/B NO. 2 (ENGINE COMPARTMENT RIGHT)

## ○ : JUNCTION BLOCK AND WIRE HARNESS CONNECTOR

CODE	SEE PAGE	JUNCTION BLOCK AND WIRE HARNESS (CONNECTOR LOCATION)
1C	20	COWL WIRE AND J/B NO. 1 (LEFT KICK PANEL)

## □ : CONNECTOR JOINING WIRE HARNESS AND WIRE HARNESS

CODE	SEE PAGE	JOINING WIRE HARNESS AND WIRE HARNESS (CONNECTOR LOCATION)
EB2	30 (3VZ-E) 32 (22R-E)	COWL WIRE AND ENGINE ROOM MAIN WIRE (R/B NO. 2)
BK1	36	FLOOR NO. 3 LH WIRE AND COWL WIRE (LEFT SIDE OF FRONT LH SEAT)
BK2	36	COWL WIRE AND FLOOR NO. 3 LH WIRE (LEFT SIDE OF FRONT LH SEAT)
BM1	36	FLOOR NO. 3 RH WIRE AND COWL WIRE (RIGHT SIDE OF FRONT RH SEAT)
BQ1	36	FLOOR NO. 3 LH WIRE AND FLOOR NO. 2 WIRE (LEFT SIDE OF REAR LH SEAT)
BQ2	36	FLOOR NO. 3 RH WIRE AND FLOOR WIRE (RIGHT SIDE OF REAR RH SEAT)
BR1	36	FLOOR NO. 3 RH WIRE AND FLOOR WIRE (RIGHT SIDE OF REAR RH SEAT)
BS1	36	LUGGAGE ROOM WIRE AND FLOOR NO. 2 WIRE (UNDER LEFT REAR PILLAR)
BW1	36	SPEAKER REAR SUB WIRE AND LUGGAGE ROOM WIRE (INSIDE OF REAR HEADER TRIM)

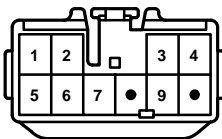
## ▽ : GROUND POINTS

CODE	SEE PAGE	GROUND POINTS LOCATION
IE	34	LEFT KICK PANEL

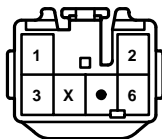
## ○ : SPLICE POINTS

CODE	SEE PAGE	WIRE HARNESS WITH SPLICE POINTS	CODE	SEE PAGE	WIRE HARNESS WITH SPLICE POINTS
I 3			I 12	34	COWL WIRE
I 8	34	COWL WIRE	B 6	36	FLOOR NO. 2 WIRE
I 9					

R 4 (A) BLUE



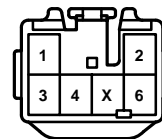
R 5 (B) BLUE



S 5, S 6



S 8, S 9



S 10, S 11

