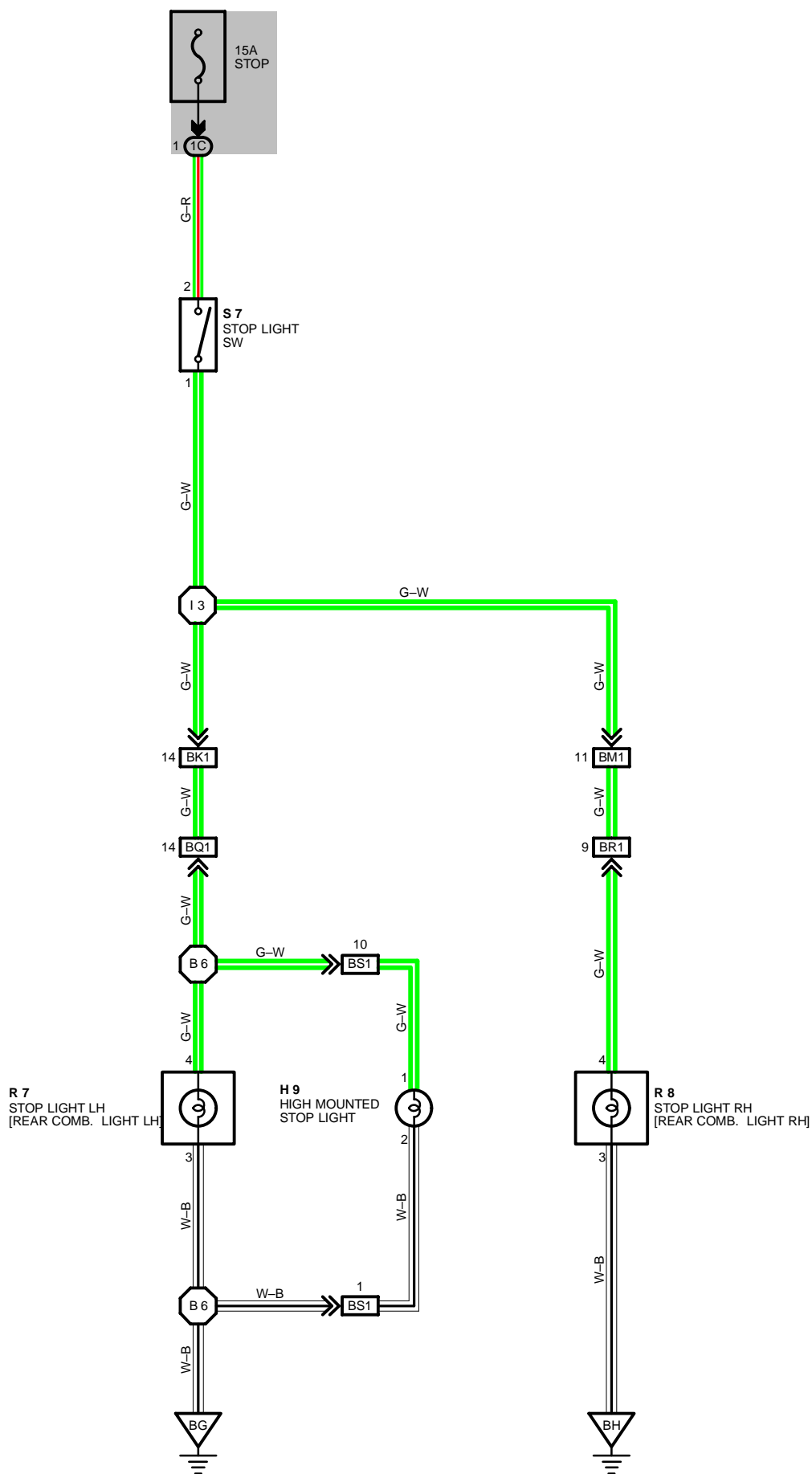


STOP LIGHT



SERVICE HINTS

S7 STOP LIGHT SW

1-2 : CLOSED WITH BRAKE PEDAL DEPRESSED

○ : PARTS LOCATION

CODE	SEE PAGE	CODE	SEE PAGE	CODE	SEE PAGE
H 9	29	R 8	29		
R 7	29	S 7	28		

○ : JUNCTION BLOCK AND WIRE HARNESS CONNECTOR

CODE	SEE PAGE	JUNCTION BLOCK AND WIRE HARNESS (CONNECTOR LOCATION)
1C	20	COWL WIRE AND J/B NO. 1 (LEFT KICK PANEL)

□ : CONNECTOR JOINING WIRE HARNESS AND WIRE HARNESS

CODE	SEE PAGE	JOINING WIRE HARNESS AND WIRE HARNESS (CONNECTOR LOCATION)
BK1	36	FLOOR NO. 3 LH WIRE AND COWL WIRE (LEFT SIDE OF FRONT LH SEAT)
BM1	36	FLOOR NO. 3 RH WIRE AND COWL WIRE (RIGHT SIDE OF FRONT RH SEAT)
BQ1	36	FLOOR NO. 3 LH WIRE AND FLOOR NO. 2 WIRE (LEFT SIDE OF REAR LH SEAT)
BR1	36	FLOOR NO. 3 RH WIRE AND FLOOR WIRE (RIGHT SIDE OF REAR RH SEAT)
BS1	36	LUGGAGE ROOM WIRE AND FLOOR NO. 2 WIRE (UNDER LEFT REAR PILLAR)


▽ : GROUND POINTS

CODE	SEE PAGE	GROUND POINTS LOCATION
BG	36	UNDER LEFT REAR PILLAR
BH	36	UNDER RIGHT REAR PILLAR

○ : SPLICE POINTS

CODE	SEE PAGE	WIRE HARNESS WITH SPLICE POINTS	CODE	SEE PAGE	WIRE HARNESS WITH SPLICE POINTS
I 3	34	COWL WIRE	B 6	36	FLOOR NO. 2 WIRE

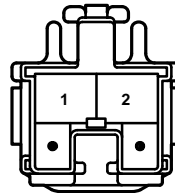
H 9



R 7, R 8



(W/ CRUISE CONTROL) S 7



(W/O CRUISE CONTROL) S 7 BLACK

