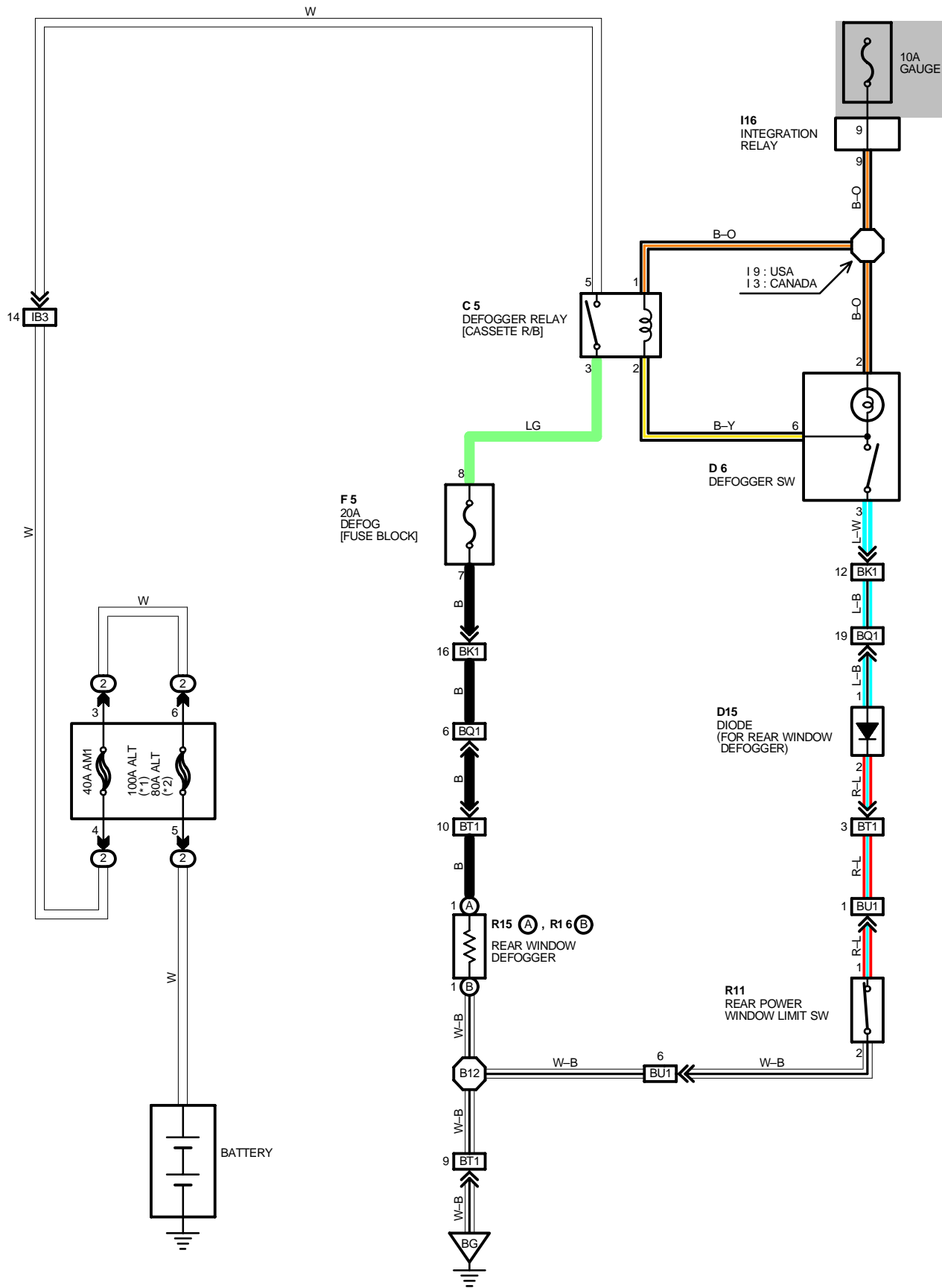


REAR WINDOW DEFOGGER

*1 : 22R-E A/T
*2 : 3VZ-E, 22R-E M/T



SERVICE HINTS

C 5 DEFOGGER RELAY [CASSETTE R/B]

- 5-3 : CLOSED WITH IGNITION SW AT **ON** OR **ST** POSITION, REAR WINDOW FULLY CLOSED (LIMIT SW ON) AND DEFOGGER SW ON
- 5-GROUND : ALWAYS APPROX. 12 VOLTS

○ : PARTS LOCATION

CODE	SEE PAGE	CODE	SEE PAGE	CODE	SEE PAGE
C 5	28	F 5	28	R15	A 29
D 6	28	I16	28	R16	B 29
D15	29	R11	29		

○ : RELAY BLOCKS

CODE	SEE PAGE	RELAY BLOCKS (RELAY BLOCK LOCATION)
2	22	R/B NO. 2 (ENGINE COMPARTMENT RIGHT)

□ : CONNECTOR JOINING WIRE HARNESS AND WIRE HARNESS

CODE	SEE PAGE	JOINING WIRE HARNESS AND WIRE HARNESS (CONNECTOR LOCATION)
IB3	34	ENGINE ROOM MAIN WIRE AND COWL WIRE (LEFT KICK PANEL)
BK1	36	FLOOR NO. 3 LH WIRE AND COWL WIRE (LEFT SIDE OF FRONT LH SEAT)
BQ1	36	FLOOR NO. 3 LH WIRE AND FLOOR NO. 2 WIRE (LEFT SIDE OF REAR LH SEAT)
BT1	36	BACK DOOR NO. 1 WIRE AND FLOOR NO. 2 WIRE (BESIDE LEFT REAR COMB. LIGHT)
BU1	36	BACK DOOR NO. 1 WIRE AND BACK DOOR NO. 2 WIRE (BACK DOOR LEFT)

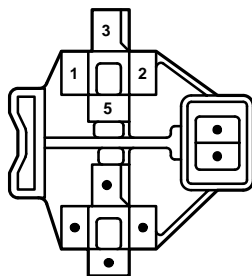
▽ : GROUND POINTS

CODE	SEE PAGE	GROUND POINTS LOCATION
BG	36	UNDER LEFT REAR PILLAR

○ : SPLICE POINTS

CODE	SEE PAGE	WIRE HARNESS WITH SPLICE POINTS	CODE	SEE PAGE	WIRE HARNESS WITH SPLICE POINTS
I 3	34	COWL WIRE	B12	36	BACK DOOR NO. 1 WIRE
I 9					

C 5



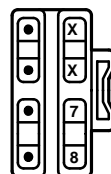
D 6 BLACK



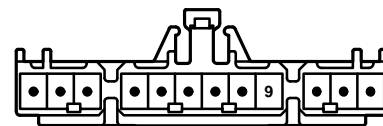
D15 BLACK



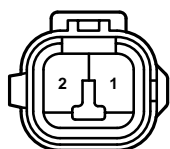
F 5



I16



R11



R15 (A), R16 (B)

