
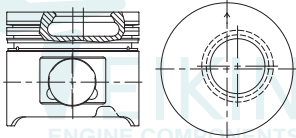
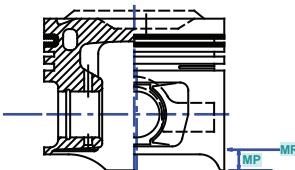


ENGINE TYPE	PISTON	PISTON RING	PISTON PIN	PIN BUSHING	LINER		LINER KIT SET
					FLANGED	NO FLANGE	
1HD-T-II 4163 cc 6 cyl.	Ø 94.00 -17.1 CD 49.8 TL 80.8	1 - 2.0 HK 1 - 2.0 1 - 4.0	Ø 33.010 TL 73.00 		TL 168.0 OD 98.0 FT 2.5 FD 103.0	168.0 98.0	TEIKIN NO. LKSF 46325 LKX 46325 LKFX 46325 LKSF 46325A LKX 46325A LKFX 46325A
 Surface Treatment: Tin Coated Bore Clearance: MRC: 0.030 mm, MP: 10.00 mm	TEIKIN NO. 46325 46325A	TEIKIN NO. R 46257	TEIKIN NO. P 46268	TEIKIN NO. B 46268	TEIKIN NO. LSF 46257 LSX 46257 LFX 46257		
	REFERENCE NO. 13101-17020	REFERENCE NO. 13011-17010/1/20/30 13013-17010/1/20/30		REFERENCE NO. 90999-73127 90999-73137	REFERENCE NO. 11461-17010		

How To Read The Above Catalog Data

ENGINE TYPE	PISTON	PISTON RING	PISTON PIN	PIN BUSHING	LINER		LINER KIT SET
					FLANGED	NO FLANGE	
1	Ø CD TL	2	5	Ø TL	6	7	TEIKIN NO.
	TEIKIN NO.	TEIKIN NO.	TEIKIN NO.	TEIKIN NO.	TEIKIN NO.		
	REFERENCE NO.	REFERENCE NO.	REFERENCE NO.	REFERENCE NO.	REFERENCE NO.		
Surface Treatment	Bore Clearance						
8	9	4					11

<p>1</p> <ul style="list-style-type: none"> APPLICATION AND / OR ENGINE MODELS WITH YEARS OF APPLICATION. CAPACITY OF ENGINE IN CUBIC CENTIMETERS (CC). NUMBER OF CYLINDERS. 	<p>6</p> <ul style="list-style-type: none"> NOMINAL OUTER DIAMETER OF PISTON PINS. TL = TOTAL LENGTH OF PISTON PIN <p>CIRCLIP TYPES</p> <p>RECTANGULAR -X- SECTION TYPE CIRCULAR -X- SECTION TYPE</p>	<p>10</p> <ul style="list-style-type: none"> TEIKIN LINERKIT NUMBERING SYSTEM. PREFIX "LKX" MEANS LINERKIT WITH SEMI-FINISHED AND NO FLANGE LINERS. PREFIX "LKSF" MEANS LINERKIT WITH SEMI-FINISHED AND FLANGED LINERS. PREFIX "LKFX" MEANS LINERKIT WITH FULLY FINISHED AND NO FLANGE LINERS. PREFIX "LKFF" MEANS LINERKIT WITH FULLY FINISHED AND FLANGED LINERS. PREFIX "LKCX" MEANS LINERKIT WITH CHROMED AND WITH NO FLANGE LINERS. PREFIX "LKCF" MEANS LINERKIT WITH CHROMED AND FLANGED LINERS.
<p>2</p> <ul style="list-style-type: none"> NOMINAL BORE DIAMETER. CD = COMPRESSION DISTANCE OF PISTON IN MILLIMETERS. PLUS VALUE DENOTES HEIGHT OF RAISED (ELEVATED) CROWN. MINUS VALUE DENOTES DEPTH OF DEPRESSED (CAVITATED) CROWN. TL = TOTAL LENGTH OF PISTON IN MILLIMETERS. 	<p>7</p> <ul style="list-style-type: none"> TL = TOTAL LENGTH OF CYLINDER LINER IN MILLIMETERS. OD = OUTER DIAMETER OF CYLINDER LINER IN MILLIMETERS. FT = FLANGE THICKNESS OF CYLINDER LINER IN MILLIMETERS. FD = FLANGE DIAMETER OF CYLINDER LINER IN MILLIMETERS. 	<p>11</p> <ul style="list-style-type: none"> TEIKIN LINER NUMBERING SYSTEM. PREFIX "LSX" MEANS LINERS ARE SEMI-FINISHED AND NO FLANGE. PREFIX "LSF" MEANS LINERS ARE SEMI-FINISHED AND FLANGED. PREFIX "LFX" MEANS LINERS ARE FULLY FINISHED AND NO FLANGE. PREFIX "LFF" MEANS LINERS ARE FULLY FINISHED AND FLANGED. PREFIX "LCX" MEANS LINERS ARE CHROMED AND NO FLANGE. PREFIX "LCF" MEANS LINERS ARE CHROMED AND FLANGED.
<p>3</p> <ul style="list-style-type: none"> TEIKIN NUMBER FOR PISTON. SUFFIX "A" REFERS TO PISTONS WITH ALFIN REINFORCEMENT. SUFFIX "G" REFERS TO PISTONS WITH OIL COOLING TUNNEL (GALLERY). SUFFIX "AG" REFERS TO PISTONS WITH BOTH ALFIN AND GALLERY. (SUPERSEDED NUMBERS ARE GIVEN IN PARENTHESIS.) 	<p>8</p> <ul style="list-style-type: none"> TYPE OF SURFACE TREATMENT. TIN COATED • MOLY SKIRT • ANODIZED CROWN. 	
<p>4</p> <ul style="list-style-type: none"> REFERENCE NO. THESE NUMBERS REFER TO COMMONLY USED NUMBERS IN THE SPAREPARTS INDUSTRY. 	<p>9</p>  <ul style="list-style-type: none"> BORE CLEARANCE. MRC = MINIMUM RECOMMENDED CLEARANCE. MEASURED AT THIS MEASURING POINT. MP = MEASURING POINT HEIGHT MEASURED FROM SKIRT BOTTOM. 	
<p>5</p> <ul style="list-style-type: none"> PISTON RING SIZES. SUFFIX "FK" REFERS TO FULL KEYSTONE TYPE RINGS. SUFFIX "HK" REFERS TO HALF KEYSTONE TYPE RINGS. 		