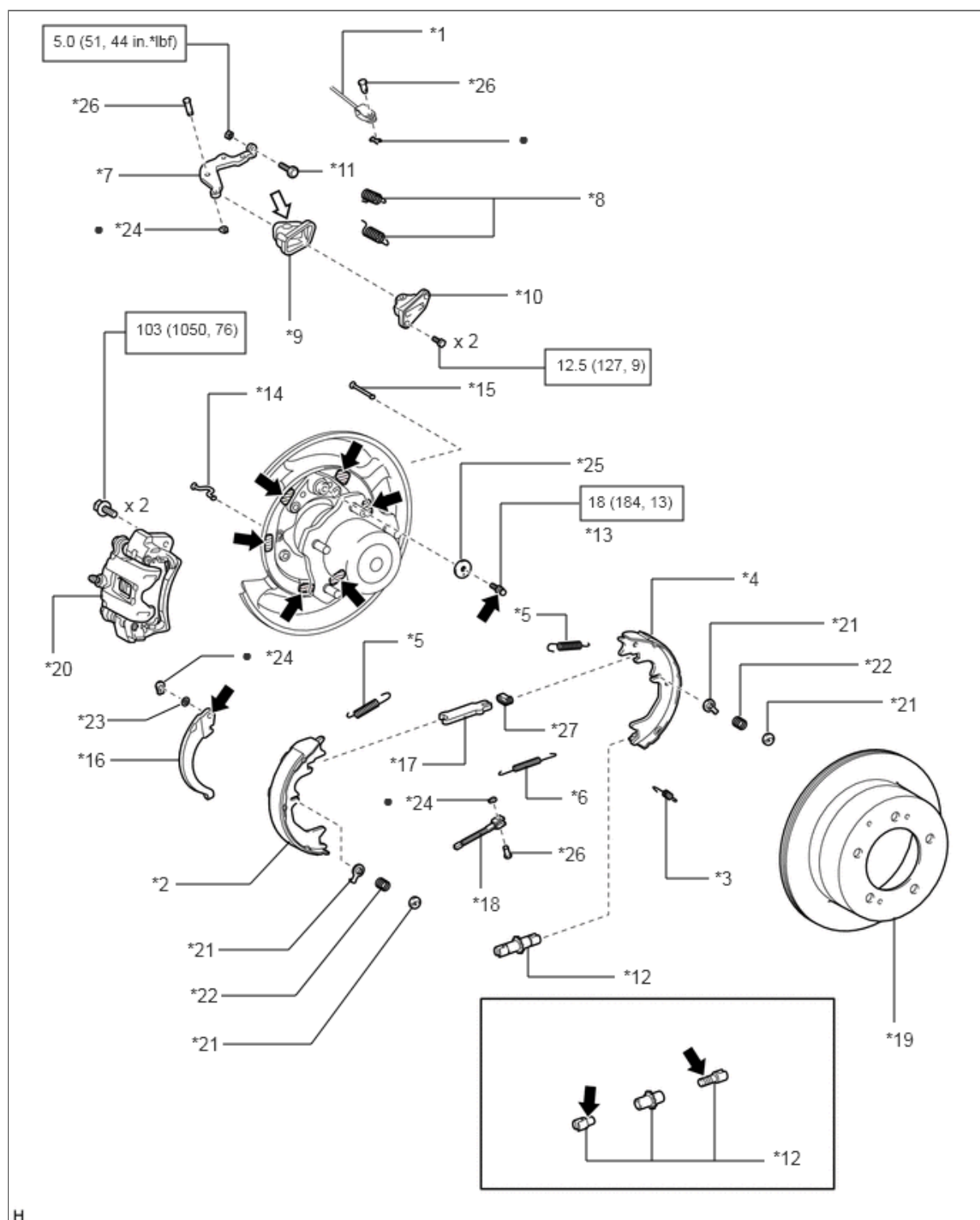





PARKING BRAKE PARKING BRAKE ASSEMBLY COMPONENTS

ILLUSTRATION



H

*1	NO. 1 PARKING BRAKE CABLE ASSEMBLY	*2	NO. 1 PARKING BRAKE SHOE ASSEMBLY LH
*3	NO. 1 PARKING BRAKE SHOE RETURN TENSION SPRING	*4	NO. 2 PARKING BRAKE SHOE ASSEMBLY LH
*5	NO. 2 PARKING BRAKE SHOE RETURN TENSION SPRING	*6	NO. 3 PARKING BRAKE SHOE RETURN TENSION SPRING
*7	PARKING BRAKE BELL CRANK LH	*8	PARKING BRAKE BELL CRANK RETURN TENSION SPRING
*9	PARKING BRAKE BELLCRANK BOOT	*10	PARKING BRAKE BELLCRANK BRACKET
*11	PARKING BRAKE BELLCRANK STOPPER BOLT	*12	PARKING BRAKE SHOE ADJUSTING SCREW SET
*13	PARKING BRAKE SHOE GUIDE PLATE SET	*14	PARKING BRAKE SHOE HOLD DOWN

BOLT		SPRING PIN (for Front Side)	
*15	PARKING BRAKE SHOE HOLD DOWN SPRING PIN (for Rear Side)	*16	PARKING BRAKE SHOE LEVER LH
*17	PARKING BRAKE SHOE STRUT LH	*18	PARKING BRAKE WIRE
*19	REAR DISC	*20	REAR DISC BRAKE CYLINDER ASSEMBLY LH
*21	PARKING BRAKE SHOE HOLD DOWN SPRING CUP	*22	PARKING BRAKE SHOE HOLD DOWN COMPRESSION SPRING
*23	SHIM	*24	C-WASHER
*25	SHOE GUIDE PLATE	*26	PIN
*27	PARKING BRAKE SHOE STRUT COMPRESSION SPRING	-	-
	N*m (kgf*cm, ft.*lbf): Specified torque	•	Non-reusable part
	High-temperature grease		Lithium soap base glycol grease